


# Late Summer Vegetable Gardening Tips and Tricks for a Bountiful Harvest





# Introduction

Late Summer Vegetable Gardening Tips and Tricks.  
Learn valuable insights to maximize your vegetable  
garden's productivity during the late summer season.



# Benefits of Late Summer Gardening

- Explore the advantages of growing vegetables in late summer
- Enjoy an extended growing season and take advantage of warm soil temperatures
- Experience a wide variety of delicious and nutritious vegetables



# Choosing the Right Vegetables

- Select vegetables that thrive in late summer conditions
- Opt for heat-tolerant varieties such as tomatoes, peppers, eggplants, and okra
- Consider quick-maturing crops like beans, radishes, and salad greens for a faster harvest



# Site Selection and Preparation



Choose a sunny location with well-draining soil for your vegetable garden



Clear the area of weeds and debris to provide a clean growing environment



Amend the soil with organic matter to improve fertility and moisture retention



# Watering Techniques



Understand the importance of proper watering during the late summer





Water deeply and consistently to ensure plants receive adequate moisture




Consider using drip irrigation or soaker hoses for efficient water delivery





Gardening is the art that uses  
flowers and plants as paint and  
the soil and sky as canvas."



-Elizabeth Murray





*A picture is worth a thousand words*





# Mulching for Moisture and Weed Control

- Apply a layer of organic mulch around your vegetable plants
- Mulch helps retain soil moisture, suppress weed growth, and regulate soil temperature
- Use materials like straw, shredded leaves, or grass clippings for effective mulching



# Pest and Disease Management

Implement proactive strategies to prevent and manage common garden pests and diseases

Practice crop rotation, use physical barriers, and employ organic pest control methods

Monitor your plants regularly and take action at the first sign of pest or disease presence



# Companion Planting

- Explore the benefits of companion planting in your vegetable garden
- Pair compatible plants together to enhance growth, deter pests, and improve overall health
- Examples include planting basil near tomatoes to repel pests or growing marigolds to deter nematodes





# Succession Planting

- Maximize your garden's productivity with succession planting
- Stagger planting dates to ensure a continuous supply of fresh vegetables
- Remove spent crops and replant with fast-growing varieties for a continuous harvest





# Fertilization and Nutrient Management

- Feed your vegetables with appropriate fertilizers to support healthy growth
- Apply organic or slow-release fertilizers following recommended rates
- Monitor soil nutrient levels and make necessary amendments based on plant needs



# Harvesting and Storage Tips

- Discover the optimal time to harvest your vegetables for peak flavor and quality
- Handle harvested produce carefully to minimize damage and maintain freshness
- Learn proper storage techniques to prolong shelf life and preserve flavor





# Resources for Further Information

- Explore reputable resources for more in-depth guidance on late summer vegetable gardening
- Check out our website for articles, videos, and guides on vegetable gardening
- Join online gardening communities and forums to connect with fellow gardeners and exchange tips





# Thank you

*We hope you gained valuable knowledge  
to enhance your vegetable garden*

*Get out there and enjoy a bountiful  
harvest in your late summer garden!*

